


Conversations



Scotch Presbyterian Church. Madrid, NY

6/24/21

"And this is my prayer: that your love may abound more and more in knowledge and depth of insight, so that you may be able to discern what is best and may be pure and blameless until the day of Christ, filled with the fruit of righteousness that comes through Jesus Christ - to the glory and praise of God."

Philippians 1:9-11

Your name: _____

Presenter: _____

Date: _____

A Prayer of Preparation

Lord, you are the God of all truth.

You know us through and through.

You reveal to us what we do not yet know.

You bring us out of darkness and into your wonderful light.

You invite us to return to the Garden where we know and are known.

You offer us love that delivers us from fear and hiding.

You reconcile us to our loved ones.

You deliver us from blame and accusation.

You disclose to us the gifts in the depths of our souls.

You fill us with your Spirit and empower us for service.

You open our eyes to the brokenness that cripples our best intentions.

You pour oil into our wounds and carry us in your arms.

You show us the patterns that keep us bound to failure.

You open the bars of our captivity and set the prisoner free.

You are patient with our resistances to change.

Your judgment is always mixed with mercy.

When our minds cast a shell about our hearts,

Your love melts a pathway to the depth of our beings.

Open our minds and our hearts to the witness of our brothers and sisters,

Give us that love that casts out all fear.

AMEN

Key Indicators

Overall Satisfaction

On the whole, I am satisfied with how things are in our church.

Clearly agree	25%
On the fence	70%
Clearly disagree	5%
Rating of church satisfaction level	Average

Overall Energy

It seems to me that we are just going through the motions of church activity. There isn't much excitement about it among our members.

Clearly agree	15%
On the fence	65%
Clearly disagree	20%
Rating of church energy level	Average

Church Vitality Trend

Compared to three years ago, would you say the church is

Clearly weaker	41%
About the same	59%
Clearly stronger	0%
Rating of vitality trend	Average

Value of Church Activity Beyond Worship

Participating in church activities beyond worship is very meaningful to me.

Clearly agree	45%
On the fence	55%
Clearly disagree	0%
Rating of activity value	Low

Top Three Priorities

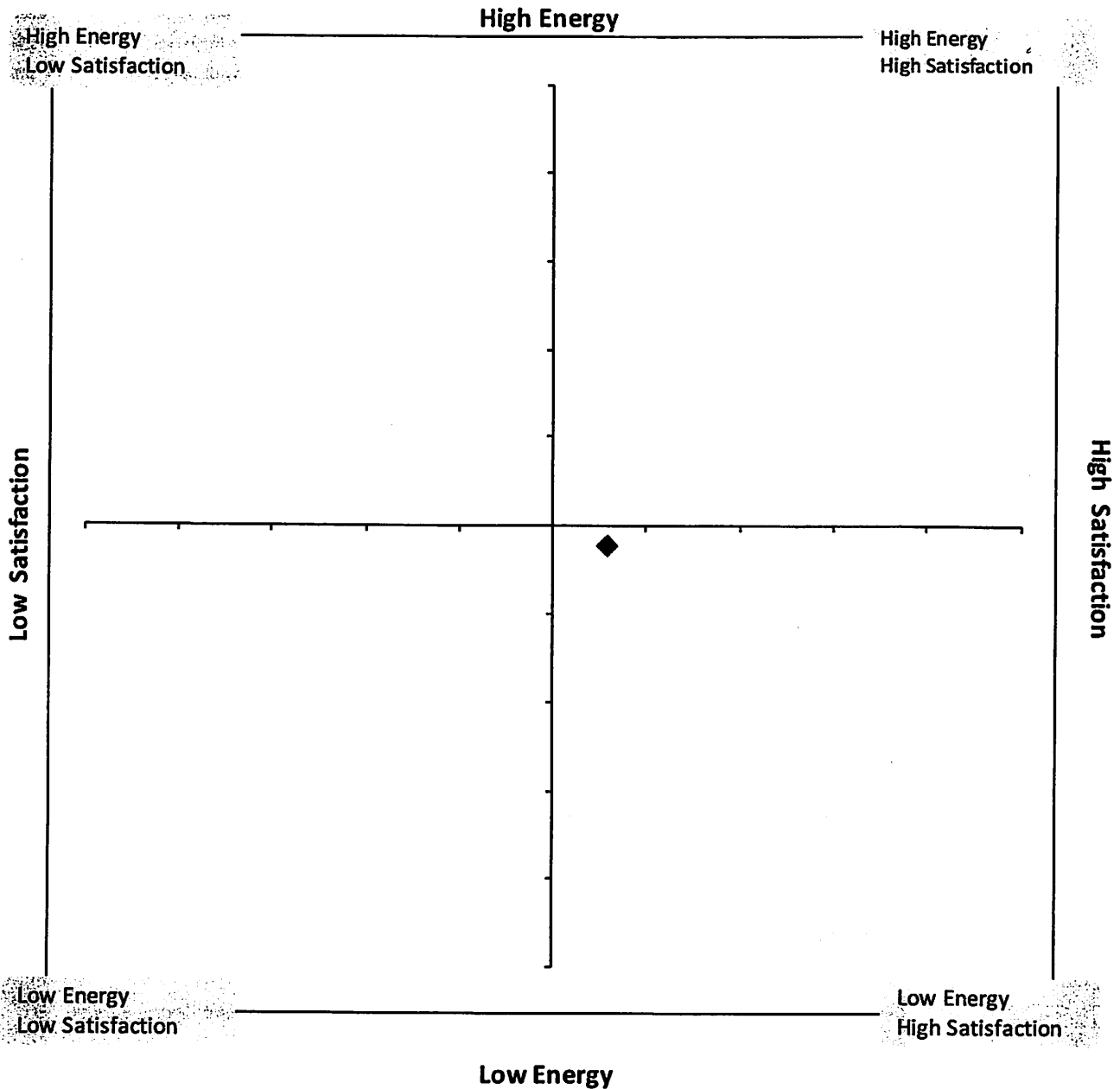
Where would you like additional energy placed to expand or improve our ministries?

First	Discern how our ministries might be strengthened by exploring a variety of options for our future (e.g. shared pastoral leadership, merger, change of worship venue).
Second	Explore how the church facility might be adapted to become a greater community asset that would increase utilization.
Third	Develop ministries that work toward healing those broken by life circumstances (e.g. grief, divorce, job loss, addiction, family violence, homelessness, immigration issues, etc.)

Survey Process Statistics

Number of respondents	20
Response rate as percentage of average attendance	95%

The Energy-Satisfaction Map



The levels of satisfaction and energy have been found to be reliable indicators of the health and vitality of a church. There are four quadrants on this map.

The **high energy-low satisfaction** quadrant is the chaos quadrant. Churches in this quadrant are often struggling to structure and channel their energy into a direction they feel good about.

The **low energy-low satisfaction** quadrant is the recovery quadrant. Churches in this quadrant require major changes in order to regain a significant level of vitality and health.

The **low energy-high satisfaction** quadrant is the static quadrant. Churches in this quadrant have normalized a low level of vitality in the church which enables them to be relatively satisfied.

The **high energy-high satisfaction** quadrant is the transformation quadrant. Churches in this quadrant are sources of new meaning and purpose for their members. They may also serve as mentors to other churches.

Priorities

Overall Priorities

When members were asked where they wanted additional energy placed, this is how they ranked the eight options on the survey:

Rank	Priority	Mean
First	Discern how our ministries might be strengthened by exploring a variety of options for our future (e.g. shared pastoral leadership, merger, change of worship venue).	5.53
Second	Explore how the church facility might be adapted to become a greater community asset that would increase utilization.	5.06
Third	Develop ministries that work toward healing those broken by life circumstances (e.g. grief, divorce, job loss, addiction, family violence, homelessness, immigration issues, etc.)	4.65
Fourth	Work to renew and revitalize the community around the church by building coalitions with partners that share this vision and commitment.	4.59
Fifth	Deepen our sense of connection to God and one another through stronger worship experiences.	4.47
Sixth	Equip and support our members in effectively managing resources (time, talent, and treasure) and in developing spiritual generosity to the church.	4.06
Seventh	Help members discern their gifts and equip them for ministries that are a good fit for them.	3.82
Eighth	Adapt the opportunities provided by the church making them more accessible given the pace and schedule of my life (e.g. small groups, meetings in restaurants, lunch discussions, online meetings, podcasts).	3.82

Note: Items can be at the bottom of this list for one of two reasons. An item can be at the bottom of the list because it is *less important to respondents*. Alternatively, it can be at the bottom of the list because it is very important to respondents, but *already being performed at such a high level* that additional energy is not required.

Descriptive Indices

Theological Perspective Index

The Theological Perspective Index is a measure of the degree to which members of the congregation hold more conservative or progressive views regarding such issues as the nature of the Scripture, the role of conversion in social change, and their relationship to the historic declarations of the church.

Unlike the other indices such as Hospitality or Morale, the value of the Theological Perspective Index varies from leader to leader. Some pastors may want to see the index increased. Others may feel personal growth requires that it decrease. Each church will have to prayerfully consider how they feel led in developing the theological climate of the congregation.

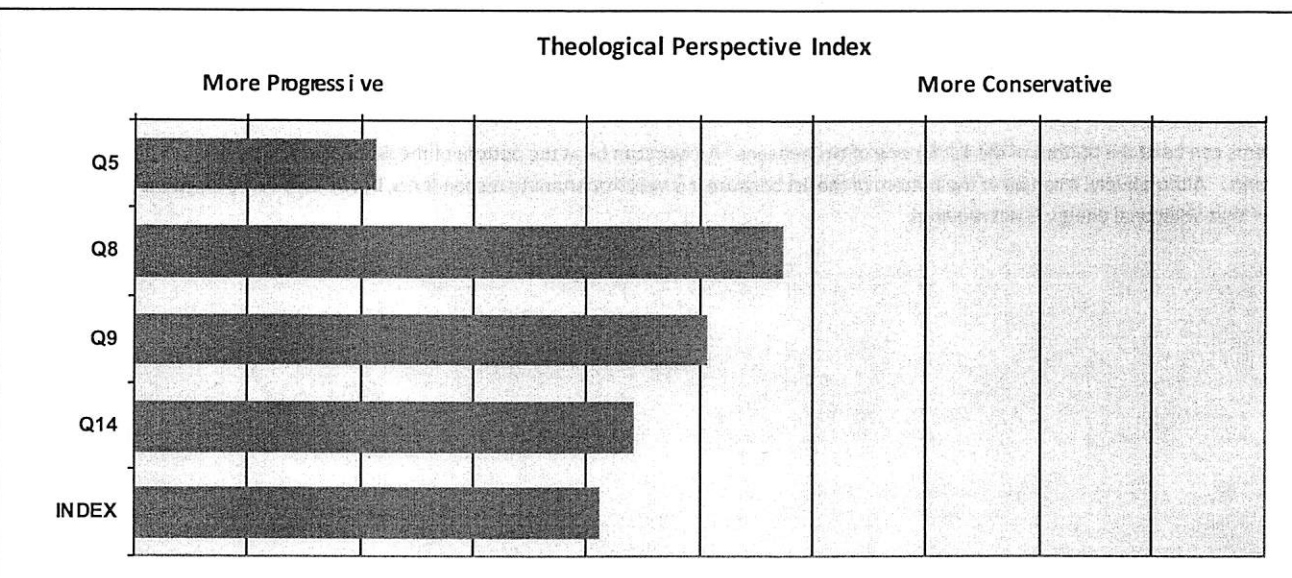
Question Text

Q5	Converting persons to Christ must be the first step in creating a better society.
Q8	Our congregation is committed to abide by the historic faith as handed down through the centuries.
Q9	Scripture is the literal Word of God without error, not only in matters of faith, but also in historical, geographical, and other secular matters.
Q14	The main purpose of Christian education is to help people know what is in the Bible.

Response Percentages (These are the scores from your congregation.)

Question	Strongly Disagree	Disagree	Tend to Disagree	Tend to Agree	Agree	Strongly Agree
Q5	5.0%	20.0%	20.0%	45.0%	5.0%	5.0%
Q8	0.0%	0.0%	21.1%	26.3%	47.4%	5.3%
Q9	10.0%	5.0%	35.0%	30.0%	20.0%	0.0%
Q14	0.0%	5.0%	25.0%	35.0%	35.0%	0.0%

Comparative Profile (These show how your scores compared with other churches.)



Descriptive Indices

Flexible Style Index

The Flexible Style Index registers the degree to which the church is willing to make adjustments in the way it goes about its ministry. The more flexible a church, the more likely it is to adapt to the particular context in which it is serving to meet either the needs of its members or those of the community. The less flexible a church, the more likely it is to believe that a particular style is central to its identity.

The degree of flexibility in a church should be consistent with its strategic priorities. For example, if a church indicates that one of its priorities is to make necessary changes to attract families with children and youth, it should have the degree of flexibility necessary to achieve that goal.

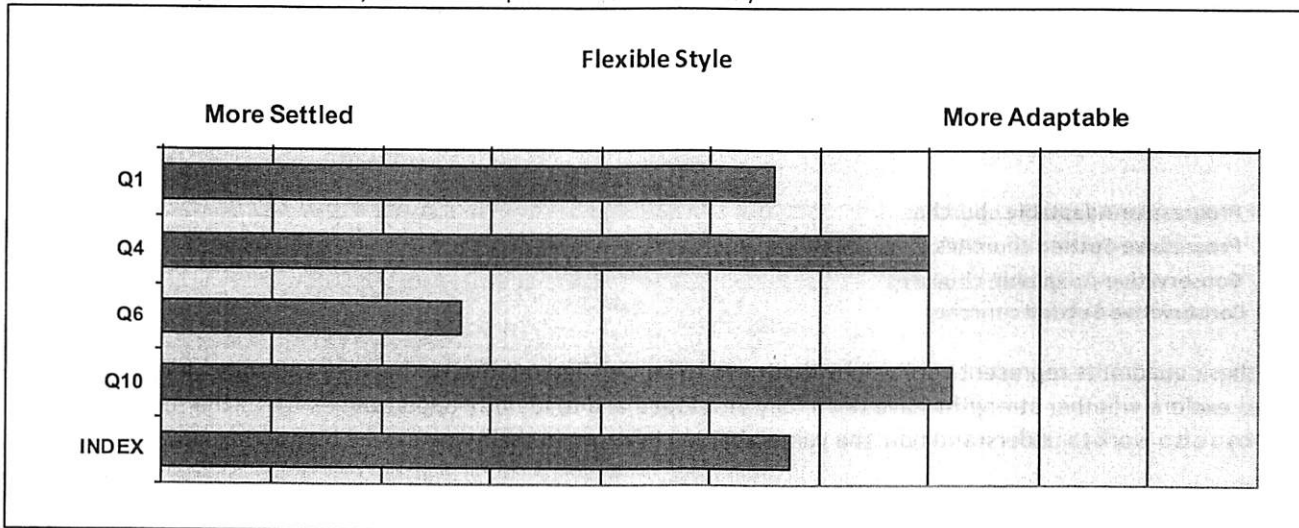
Question Text

Q1	Our members welcome changes in worship.
Q4	Our church tends to stay very close to established ways of doing things.
Q6	We are willing to adapt our worship to the needs and circumstances of the people we want to reach in our local community.
Q10	Our church changes its program from time to time to meet the changing needs of its members.

Response Percentages (These are the scores from your congregation.)

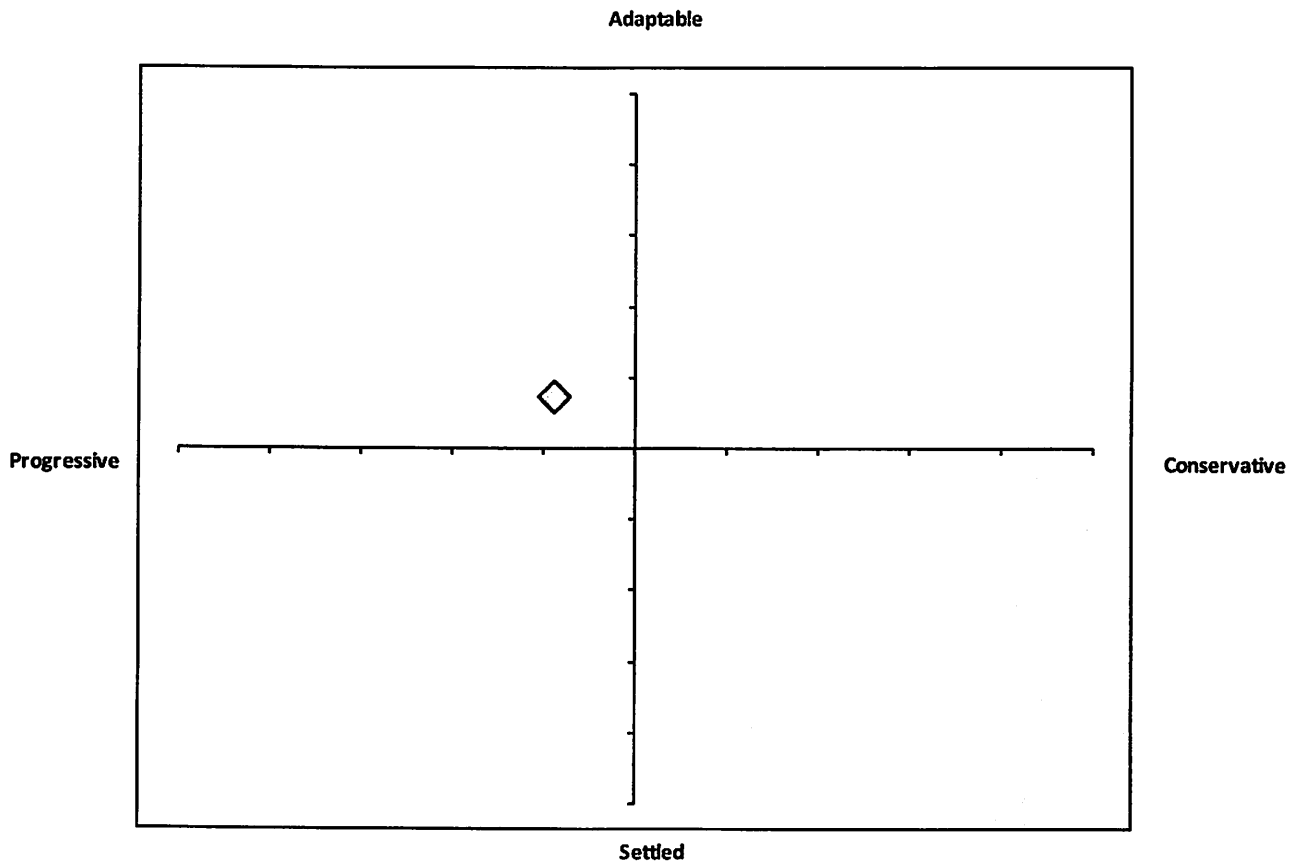
Question	Strongly Disagree	Disagree	Tend to Disagree	Tend to Agree	Agree	Strongly Agree
Q1	0.0%	5.3%	26.3%	42.1%	26.3%	0.0%
Q4	5.0%	0.0%	10.0%	50.0%	35.0%	0.0%
Q6	0.0%	10.0%	20.0%	55.0%	15.0%	0.0%
Q10	0.0%	0.0%	5.0%	60.0%	35.0%	0.0%

Comparative Profile (These show how your scores compared with other churches.)



Note: A question with an asterisk is negatively worded relative to the index. In the Comparative Profile, the polarity has been reversed. In every case a longer bar suggests a more adaptable evaluation.

Descriptive Map



This map indicates the particular style of a church using two characteristics. The first characteristic is whether the church is theologically conservative or progressive. The second characteristic is whether the church is more adaptable or settled in its approach to its life. The combination of these two characteristics produces the four different possibilities for the overall style of a church. These are noted in the four quadrants of the map.

1. **Progressive-Adaptable churches**
2. **Progressive-Settled churches**
3. **Conservative-Adaptable churches**
4. **Conservative-Settled churches**

Each of these quadrants represent core values that need to be clarified relative to theology and style. It can also be helpful to explore whether strengths have been fully developed and to identify opportunities for further development. Leaders can also work to understand how the vulnerabilities inherent in their type can be hampering vitality and growth.

Performance Dashboard


This section gauges the perspectives of respondents on a number of key issues.

Hospitality

I sense an atmosphere of genuine care and concern among our members in time of personal need.

Response	Percentage
Strongly disagree	0%
Disagree	0%
Tend to disagree	0%
Tend to agree	5%
Agree	25%
Strongly agree	70%

Rating: **High**

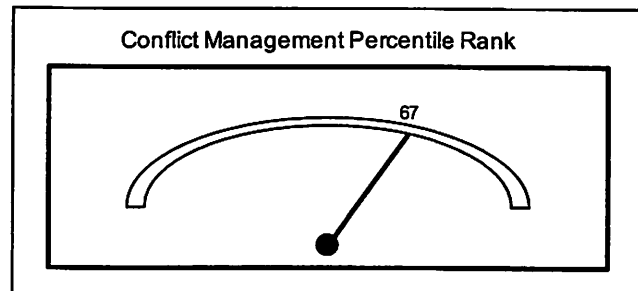


Conflict Management

There is a disturbing amount of conflict in our congregation.

Response	Percentage
Strongly disagree	6%
Disagree	72%
Tend to disagree	17%
Tend to agree	6%
Agree	0%
Strongly agree	0%

Rating: **Average**




Governance

The leaders of our church show a genuine concern to know what people are thinking when decisions need to be made.

Response	Percentage
Strongly disagree	0%
Disagree	0%
Tend to disagree	5%
Tend to agree	25%
Agree	35%
Strongly agree	35%

Rating: **High**

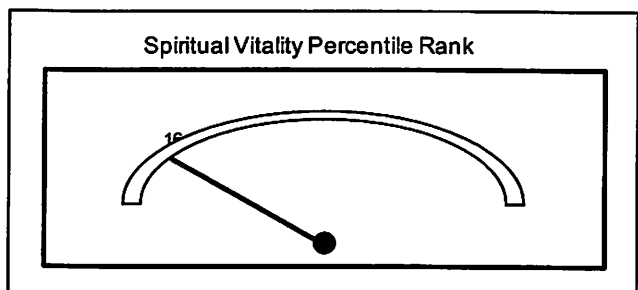


Spiritual Vitality

I work to connect my faith to all the other aspects of my life.

Response	Percentage
Strongly disagree	0%
Disagree	0%
Tend to disagree	0%
Tend to agree	50%
Agree	35%
Strongly agree	15%

Rating: **Low**




Performance Dashboard

Ministry Support

Our church does a good job supporting persons in ministry by reminding them that they are making a difference.

Response	Percentage
Strongly disagree	5%
Disagree	0%
Tend to disagree	21%
Tend to agree	47%
Agree	26%
Strongly agree	0%

Rating: Low

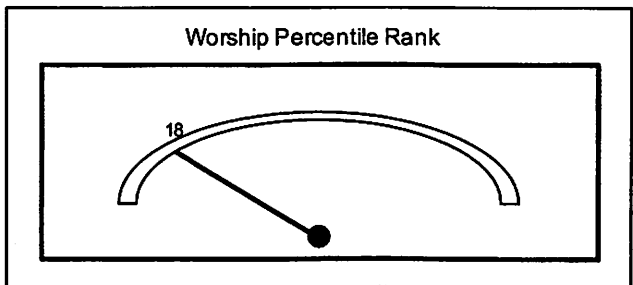


Worship

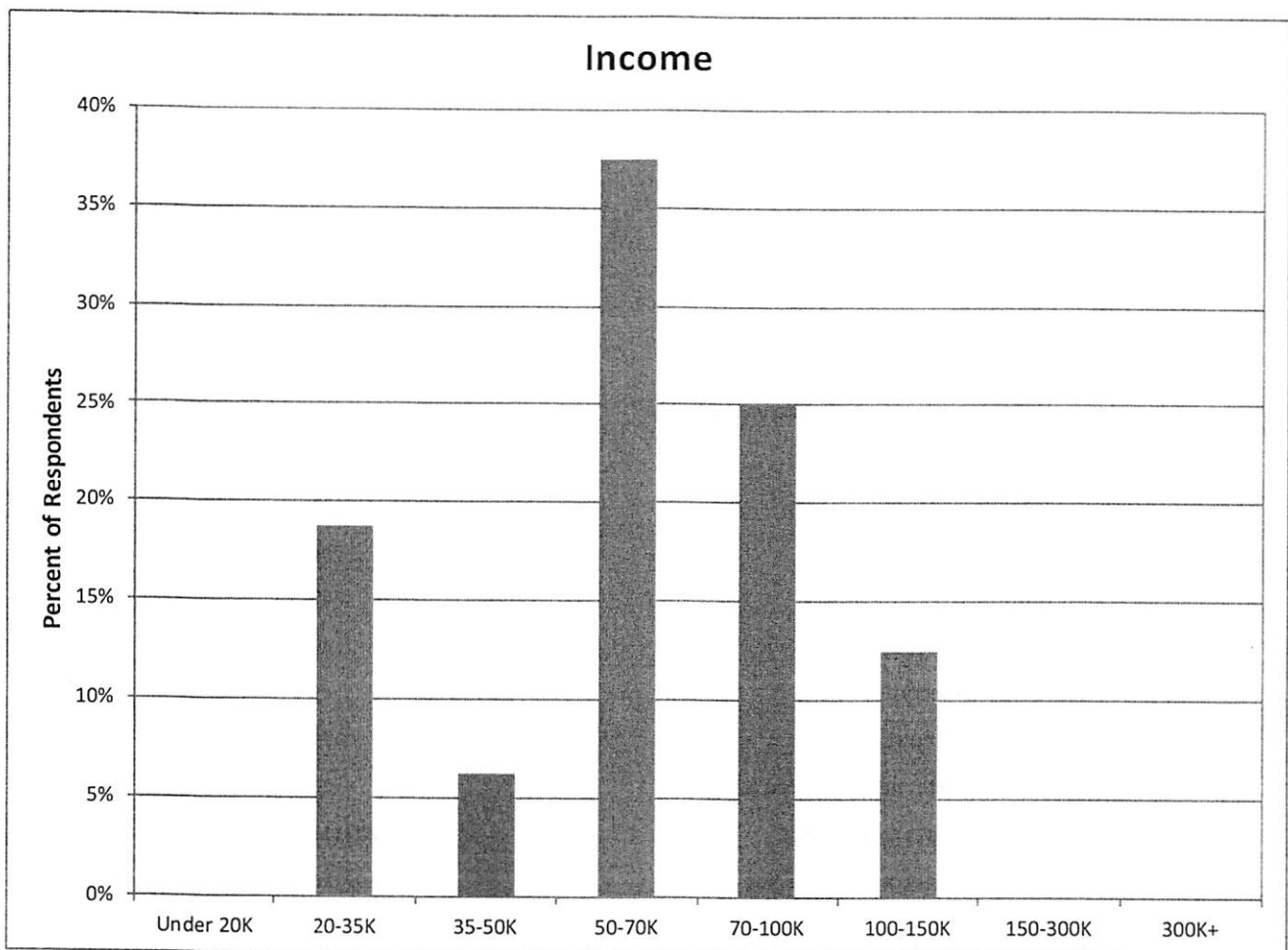
The worship services at our church are exceptional in both quality and spiritual content.

Response	Percentage
Strongly disagree	0%
Disagree	5%
Tend to disagree	10%
Tend to agree	70%
Agree	15%
Strongly agree	0%

Rating: Low



Financial Information



Current Giving Level

The information below indicates the current level of giving in your congregation. On average church members in the United States contribute about 2% of their household income to the church. It is a realistic goal for most churches to develop the generosity of their members to reach an average of 3% of household income given to the church.

Total Church Income	\$103,116
Per household giving	\$2,577.90
Average household income	\$63,235
Percent of household income given	4.08%

Statistics

Church

Most recent membership	69
One year earlier	70
Two year earlier	71
Three year earlier	69
Most recent new members	0
One year earlier	1
Two year earlier	2
Three year earlier	2
Most recent average Sunday attendance	21
One year earlier	29
Two years earlier	34
Three years earlier	28
Church Assessment Roll	69
Number of households	40
Givers of record	27
Letters sent out	29
Number returned/patricipated	20
Total receipts most recent	103116
Total receipts one year earlier	109025
Total receipts two year earlier	133341

Community

Population trend

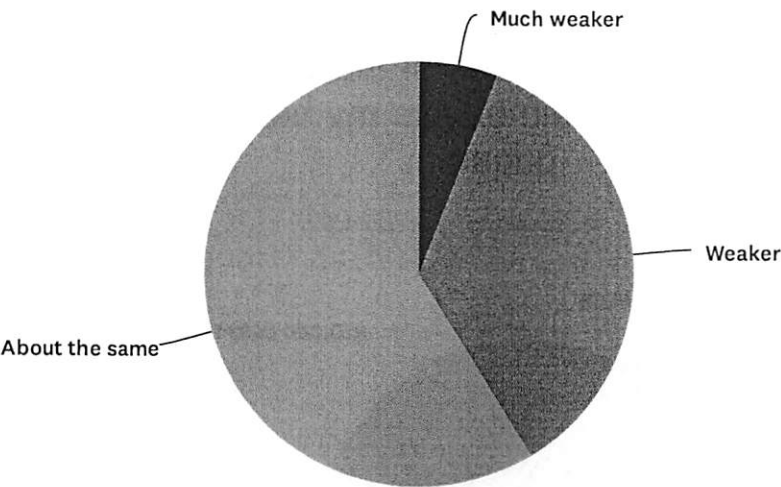
A church where the community within one mile of the church has a population that has been relatively stable over the last three years

Income trend

A church where the income in the neighborhood within one mile of the church has not changed over the last three years

Q19 Compared to three years ago, would you say the church is

Answered: 17 Skipped: 3



ANSWER CHOICES

Much weaker

Weaker

About the same

Stronger

Much stronger

Don't know

TOTAL

RESPONSES

5.88%

35.29%

58.82%

0.00%

0.00%

0.00%

1

6

10

0

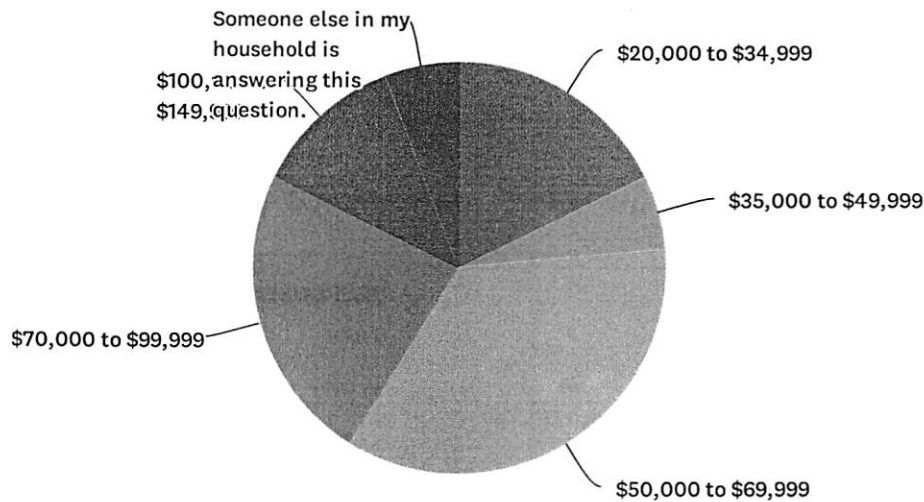
0

0

17

Q20 What is your household annual income range? If there is more than one wage earner or income from other sources, add all such sources for an approximate total. If you do not know the income range, enter your best estimate. ONLY ONE PERSON PER HOUSEHOLD SHOULD ANSWER THIS QUESTION. If another member of the household is completing this section please choose "Someone else in my household is answering this question."

Answered: 17 Skipped: 3



ANSWER CHOICES

Below \$20,000
\$20,000 to \$34,999
\$35,000 to \$49,999
\$50,000 to \$69,999
\$70,000 to \$99,999
\$100,000 to \$149,999
\$150,000 to \$299,999
\$300,000 or more
Someone else in my household is answering this question.
TOTAL

RESPONSES

0.00%	0
17.65%	3
5.88%	1
35.29%	6
23.53%	4
11.76%	2
0.00%	0
0.00%	0
5.88%	1
	17

Q21 What might we do in the future that would make us different from every other church in our community?

Answered: 9 Skipped: 11

#	RESPONSES	DATE
1	attract young families	6/14/2021 7:15 PM
2	I don't know that we need to be different from "every other church in our community." We just need to reach out to people and help our communities.	6/14/2021 10:33 AM
3	Have a "Bring Your Own Lunch" picnic on the church grounds after morning services. This could be once Sunday per month during warm weather.	6/13/2021 12:46 PM
4	Support more youth programs.	6/12/2021 1:48 PM
5	don't know	6/7/2021 1:34 PM
6	Become more attractive to people different than we are.	6/6/2021 12:52 PM
7	Provide interesting and ideas in worship services to attract new members and to maintain current members.	6/4/2021 9:10 PM
8	Go to other churches for shared worship experiences	6/4/2021 3:17 PM
9	Develop creative, interesting and inviting worship services.	5/25/2021 11:58 AM